

# Dogfight 26.0.2 — Choose Your War!

The following peds and vehicles are involved based on your choice of scenario, spawn type, and settings:

- The aircraft carrier with ships.
- The enemy submarine with ships.
- Ships defenses: CIWS and RIM-116.
- Fighter jets and bombers.
- Attack helicopters.
- Tanks & APC.
- Boats and LCAC Hovercraft.
- Cargo planes. Cargo helicopters.
- AWACS.
- Planes Refueling Tanker.
- Transport planes. Transport helicopters. Paratroopers.
- Player team squad.

## Features:

- You can choose gameplay as either one of the eleven missions or the arcade.
- 250+ models supported and autodetected — all controlled by NPC with specific scenarios. You can select allies and enemy models in the menu. Create your war scenario on land, ocean, and air.
- Both player and NPC planes take off and land. Bombers drop bombs.
- You can spawn in a cargo plane or helicopter, drop in the vehicle from the cargo bay with a parachute, or walk inside the cargo bay while the aircraft is on autopilot.
- NPC will eject with a parachute if there is a chance of being hit by a missile.
- Paratroopers will jump from a transport plane or helicopter and attack if you dwell.
- Radar shows missiles, flares, paratroopers, tanks, boats, ships, helicopters, and aircraft.
- There are NPC who support the player and play against the other NPC.
- You can turn on the autopilot, land, or go to the waypoint and circle around.
- You can switch vehicles' seats to any and shoot while autopilot or the driver drives or flies you around.
- You can rappel from any helicopter with your squad. You can command your team.
- IR flares countermeasures on planes and helicopters divert and cause missiles to explode. NPC will shoot flares to protect against your missiles.
- Bomber mode with four different bomb types and three camera modes.
- Afterburners on jets, players' and NPC that correctly throttle.
- Fire extinguishing stops the engine while it operates and repairs it and the vehicle to 60% health.
- You can refuel the jet in flight.
- All weapons range increased.
- Vehicles can sustain more damage.
- All cars have a parachute when dropped from the cargo aircraft.

## Carrier features:

- It has elevators, catapults, and deflector shields.
- It has a bay door, roll-up doors, and garage doors.
- It has an anchor. You need to raise to drive and drop to use elevators and spawn.
- You can sail a carrier. Ships will follow.
- The Carrier and all ships have air defense.
- Fighter jets spawn in the cargo bay. The tractor tugs it onto the elevator. The elevator goes up to the deck, and the pilot drives to the catapult and attaches the launch bar; the deflector shield goes up, the deck air workers give the go-ahead, and the plane takes off using the catapult with vapor and sound — all above for the player and NPC.
- You can spawn in a tank in the cargo bay, and it would drive to the elevator, get down the elevator, and board the LCAC.

**BEFORE YOU PROCEED WITH INSTALLATION, MAKE A FULL BACKUP OF YOUR GAME FILES. I BEAR NO RESPONSIBILITY FOR YOUR ACTIONS.**

1. Install these if you don't have them.

- **Script Hook V**

<https://www.dev-c.com/gtav/scripthookv/>

- **OpenIV**

<https://www.gta5-mods.com/tools/openiv>

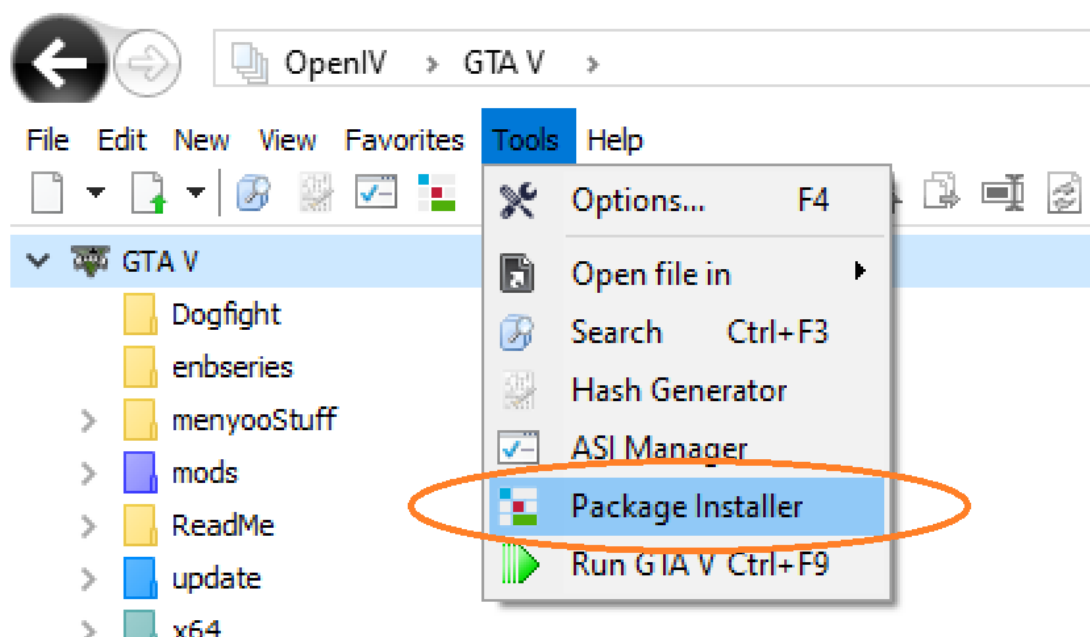
**IMPORTANT:** Please follow this tutorial and create a **mods** folder IF YOU DON'T HAVE IT:

<https://www.youtube.com/watch?v=ASLNMA4DHRU>

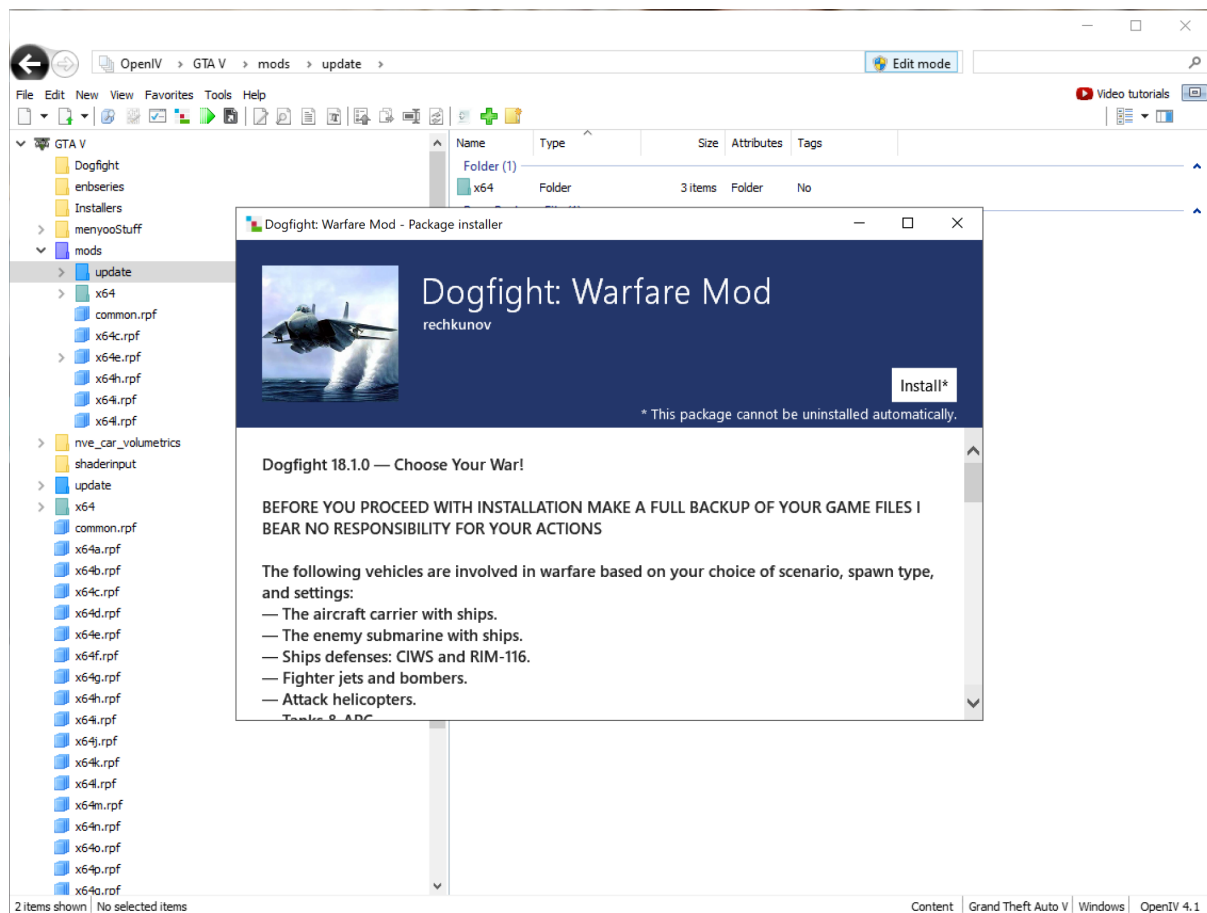
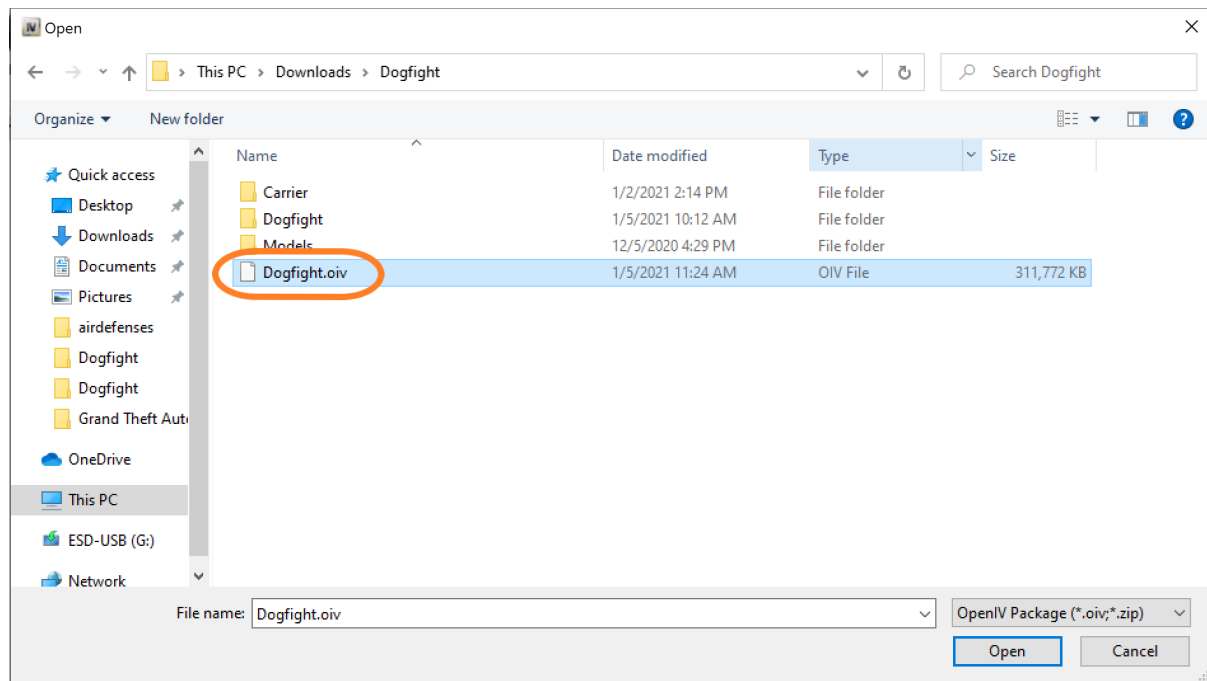
- **Gameconfig for Limitless Vehicles**


<https://www.gta5-mods.com/misc/gta-5-gameconfig-300-cars>

2. Open "Open IV," Select Tools > Package Installer in the menu.



3. Open “Dogfight.oiv” and follow the installation instructions. Use the mods folder.





# Dogfight: Warfare Mod

rechkunov

## Select location to install



### "mods" folder

Install this mod into "mods" folder



### Game folder

Install this mod directly into the game folder

Cancel

- The aircraft carrier with ships.
- The enemy submarine with ships.
- Ships defenses: CIWS and RIM-116.
- Fighter jets and bombers.
- Attack helicopters.

## Confirm installation

Please review the information below and confirm installation.

### Package:

Dogfight: Warfare Mod

### Install location:

"mods" folder

### Game path:

D:\Game\SteamLibrary\steamapps\common\Grand Theft Auto V\



### Install\*

Confirm installation

\* This package cannot be uninstalled automatically.



Always show this dialog

Cancel

- Attack helicopters.





# Dogfight: Warfare Mod

rechkunov

Install\*

\* This package cannot be uninstalled automatically.

Dogfight 18.1.0 — Choose Your War!

BEFORE YOU PROCEED WITH INSTALLATION MAKE A FULL BACKUP OF YOUR GAME FILES I  
BEAR NO RESPONSIBILITY FOR YOUR ACTIONS

## Installing

The following vehicles are involved in warfare based on your choice of scenario, spawn type,  
and settings:

- The aircraft carrier with ships.
- The enemy submarine with ships.
- Ships defenses: CIWS and RIM-116.
- Fighter jets and bombers.
- Attack helicopters.



# Dogfight: Warfare Mod

rechkunov

Install\*

\* This package cannot be uninstalled automatically.

Installation succeeded



Run Grand Theft Auto V

Run game and check what you just got

[Open installation log](#)

Close

4. OPTIONAL. Want to play with all 250+ models? Read the end of the PDF.

START/STOP



HELP



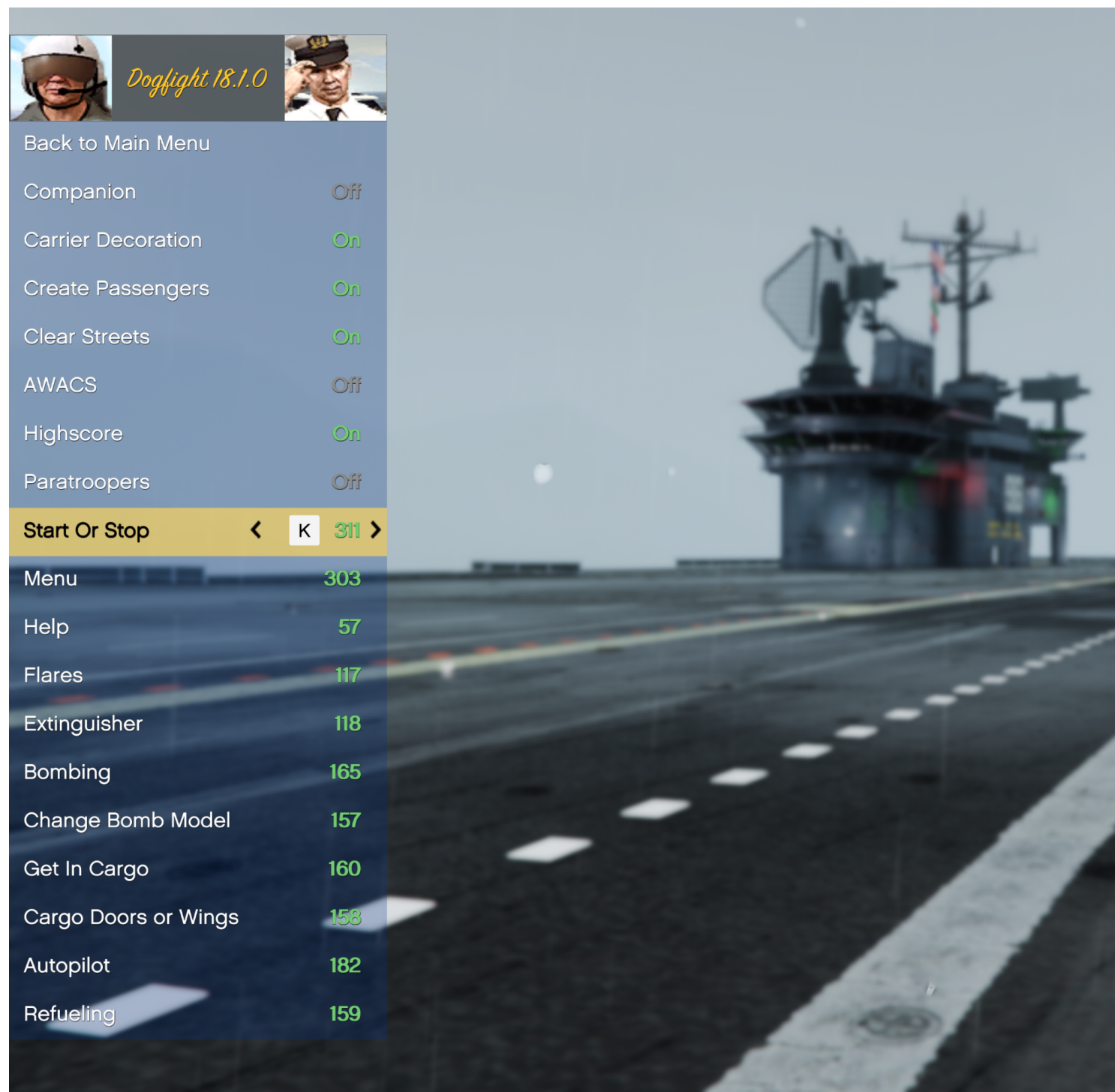
MENU



You can choose the models, the number of **enemies**, and **allies** in the **Menu**.



If you want different controls, just change them in the **Settings & Controls** menu.



*I'll greatly appreciate ANY feedback on what to fix and improve.*

# TROUBLESHOOTING

If the game crashes on start, try removing optional models if you installed them, and ensure you've installed the [mods folder](#) and [gameconfig](#) properly.

*Most of the time, if the mod crashes, it's resources related. Move all the script mods and scripts you don't need to a different folder while playing Dogfight. When the mod starts, select Arcade mission, set all the enemies and ships to 0, and set models to vanilla, Lazer, Akula, Rhino, and APC for you and the enemies. You can change models and the number of enemies and ships after ensuring the mod works fine.*

*If you did the above and still have crashes, go to the Settings & Controls menu and set decorations off. In this case, vehicles and ordinances on the carrier deck won't spawn, and the MP carrier map won't be loaded. Next, set the companion off (companion won't spawn) and passengers off (it will not create passengers in each vehicle).*

*If you have done all of the above and it still crashes, please send me the Dogfight.log file using [mediafire.com](https://www.mediafire.com) right after it crashes. Do not close the error dialog before copying the log. Log overwrites each run. Dogfight.log is in the "Grand Theft Auto V/Dogfight/" folder.*

*Some people might experience issues with amphibious tanks like APC when LCAC boarding. In that case, switch the tank model to a non-amphibious one like the Rhino.*

*(Every amphibious vehicle spawns in water; if you try to spawn it in the ocean, there is no way to spawn it above or change the altitude. So when I spawn it, I have to push it with force thru the carrier hangar floor. It works inconsistently.)*

Join my [discord server](#) in case you have any questions.

Model authors: El Creador (Thank you for all the help with the carrier!), ApacheSS, CANAL EMBRAER GTA, Dragon777, fantazernd, FoxtrotDelta, Foxunitone, JohnMc, Hong Yi Team, kingfire, KylinZhang, Motors Garage, nathanjamesddg151, Stripemcr, Shadow Stormtrooper, SkylineGTRFreak, Voltrock.

Special thanks: IronLad for help with testing the mod.

HINT: When you take off from the military base, look back all the time, then the lazer won't spawn.



## Full list of supported models:

### Ground

<https://www.gta5-mods.com/vehicles/m1-abrams-agds-add-on-tuning>  
<https://www.gta5-mods.com/vehicles/armored-vehicles-pack-add-on>  
<https://www.gta5-mods.com/vehicles/bmp-2-bmp-2>  
<https://www.gta5-mods.com/vehicles/btr-80>  
<https://www.gta5-mods.com/vehicles/puma-ifv-lock-on-missiles-10-seats-add-on>  
<https://www.gta5-mods.com/vehicles/btr-90-rostok>  
<https://www.gta5-mods.com/vehicles/marder-2-ifv-add-on>  
<https://www.gta5-mods.com/vehicles/kmw-atf-dingo-bundeswehr>  
<https://www.gta5-mods.com/vehicles/spm-3-medved>  
<https://www.gta5-mods.com/vehicles/metal-gear-solid-v-phantom-pain-zhuk-apc-add-on>  
<https://www.gta5-mods.com/vehicles/ural-375-mlrs-grad-add-on>  
<https://www.gta5-mods.com/vehicles/gaz-tiger-ural-next-tank-armata-add-on>  
<https://www.gta5-mods.com/vehicles/gaz-tiger-from-call-of-duty-4-modern-warefare-by-kingfire-addon>  
<https://www.gta5-mods.com/vehicles/gtk-boxer-bundeswehr-add-on>  
<https://www.gta5-mods.com/vehicles/ee-t1-osorio-add-on>  
<https://www.gta5-mods.com/vehicles/aav-a1-ramrs-add-on>  
<https://www.gta5-mods.com/vehicles/t-84-bm-oplot-add-on>  
<https://www.gta5-mods.com/vehicles/type-74-japanese-mbt>  
<https://www.gta5-mods.com/vehicles/type-10-japanese-mbt-add-on-working-hydraulics>  
<https://www.gta5-mods.com/vehicles/m142-himars-artillery-custom-weapons-add-on>  
<https://www.gta5-mods.com/vehicles/t-80u>  
<https://www.gta5-mods.com/vehicles/oshkosh-m-atv-addon-replace-unlocked>  
<https://www.gta5-mods.com/vehicles/m1126-stryker-icv-add-on-tuning-lod-skylinegtrfreak>  
<https://www.gta5-mods.com/vehicles/mammoth-squaddie-add-on>  
<https://www.gta5-mods.com/vehicles/mbt2000bd-main-battle-tank-of-bangladesh>  
<https://www.gta5-mods.com/vehicles/oshkosh-m-atv-addon-replace-unlocked>  
<https://www.gta5-mods.com/vehicles/m1a2c-abrams-mega-pack-lots-of-tuning-add-on>  
<https://www.gta5-mods.com/vehicles/ford-gpa-jeep-addon>  
<https://www.gta5-mods.com/vehicles/type62-add-on-b47c4888-22fd-4159-ae51-b6bd7097d60c>  
<https://www.gta5-mods.com/vehicles/btr-152-al-walid-apc-add-on-aeaf8338-7f37-4815-a4ae-b58c6f8ee6a3>  
<https://www.gta5-mods.com/vehicles/ratel-command-add-on>  
<https://www.gta5-mods.com/vehicles/zubr-class-lcac-add-on>  
<https://www.gta5-mods.com/vehicles/zbd-09-8x8-vehicle-ifv-addon-improved>  
<https://www.gta5-mods.com/vehicles/panhard-erc-90-f4>  
<https://www.gta5-mods.com/vehicles/panhard-vcr-of-the-mexican-army-mexico-mod-addon-fivem>  
<https://www.gta5-mods.com/vehicles/altay-turkish-mbt-add-on>  
<https://www.gta5-mods.com/vehicles/t-72b3-main-battle-tank-add-on>  
<https://www.gta5-mods.com/vehicles/marder-1a5-bundeswehr-add-on>  
<https://www.gta5-mods.com/vehicles/lav-25-ifv-add-on>  
<https://www.gta5-mods.com/vehicles/minenraumpanzer-keiler-add-on-animated>  
<https://www.gta5-mods.com/vehicles/bmp-2m-ifv-add-on>  
<https://www.gta5-mods.com/vehicles/m3a3-bradley-ifv-add-on>  
<https://www.gta5-mods.com/vehicles/t-14-armata-add-on-tuning>  
<https://www.gta5-mods.com/vehicles/aav-7a1-amtrac-amphibious-assault-vehicle-add-on>  
<https://www.gta5-mods.com/vehicles/btr-4e-ukraine-add-on>  
<https://www.gta5-mods.com/vehicles/leopard-2a7-add-on>  
<https://www.gta5-mods.com/vehicles/btr-82a-add-on>

<https://www.gta5-mods.com/vehicles/gaz-2975-tigr-mod>  
<https://www.gta5-mods.com/vehicles/namer-israel-ifv-add-on-lod>  
<https://www.gta5-mods.com/vehicles/jackal-mwmik-add-on-lods>  
<https://www.gta5-mods.com/vehicles/abrams-x-add-on>  
<https://www.gta5-mods.com/vehicles/pantsir-s1-anti-air-truck-add-on-lods>  
<https://www.gta5-mods.com/vehicles/btr-80-add-on-five-m-liveries>  
<https://www.gta5-mods.com/vehicles/kto-rosomak-polish-army-lods-add-on>  
<https://www.gta5-mods.com/vehicles/kf51-panther>  
<https://www.gta5-mods.com/vehicles/terrex-icv-add-on>  
<https://www.gta5-mods.com/vehicles/vehicule-de-l-avant-blinde-vab-add-on-kingfire>

## Aircrafts

<https://www.gtaall.com/gta-5/planes/75950-c-17a-globemaster-iii-v11.html>  
<https://www.gtainside.com/en/gta5/aircraft/84099-f-16c-fighting-falcon/>  
<https://www.gtainside.com/en/gta5/aircraft/97083-b-52h-stratofortress-heavy-bomber-add-on/>  
<https://www.gtainside.com/en/gta5/aircraft/84371-dassault-mirage-2000-5-addon/>  
<https://www.gtainside.com/en/gta5/aircraft/141700-dragonfly-at-37-addon/>  
<https://www.gtainside.com/en/gta5/aircraft/91665-embraer-emb-326-brazilian-air-force-add-on/>  
<https://www.gtainside.com/en/gta5/aircraft/87939-mcdonnell-douglas-a-4-skyhawk-navy-addon/>  
<https://www.gtainside.com/en/gta5/aircraft/87506-grumman-seaplane-v2-add-on/>  
<https://www.gtainside.com/en/gta5/aircraft/78404-a-10a-thunderbolt-ii/>  
<https://libertycity.net/files/gta-5/97680-amx-international-add-on.html>  
<https://libertycity.net/files/gta-5/96487-c-5m-super-galaxy-add-on.html>  
<https://libertycity.net/files/gta-5/93104-tu-160-white-swan-add-on-replace-1.1.html>  
<https://libertycity.net/files/gta-5/91365-boeing-e3-sentry-awacs.html>  
<https://libertycity.net/files/gta-5/98472-b-1b-lancer-add-on.html>  
<https://libertycity.net/files/gta-5/96070-mikoyan-mig-29-fulcrum-add-on.html>  
<https://libertycity.net/files/gta-5/107723-eurofighter-typhoon-european-forces.html>  
<https://libertycity.net/files/gta-5/107373-airbus-a400m-atlas-german-air-force-add.html>  
<https://libertycity.net/files/gta-5/102064-f-16dn-fighting-falcon-aggressor-add-on.html>  
<https://www.gta5-mods.com/vehicles/boeing-e-767-add-on>  
<https://www.gta5-mods.com/vehicles/su-47-berkut-add-on-skylinegtrfreak>  
<https://www.gta5-mods.com/vehicles/cf-18a-hornet-royal-canadian-air-force>  
<https://www.gta5-mods.com/vehicles/kc-10a-extender-aerial-refueling-aircraft>  
<https://www.gta5-mods.com/vehicles/mcdonnell-douglas-f-4-phantom-ii>  
<https://www.gta5-mods.com/vehicles/f-5-aggressor-usaf-add-on>  
<https://www.gta5-mods.com/vehicles/grumman-f-14d-super-tomcat>  
<https://www.gta5-mods.com/vehicles/f-15e-strike-eagle-add-on-tuning>  
<https://www.gta5-mods.com/vehicles/f-16xl-usaf-add-on-replace>  
<https://www.gta5-mods.com/vehicles/f-22-raptor>  
<https://www.gta5-mods.com/vehicles/f-117a-nighthawk-add-on>  
<https://www.gta5-mods.com/vehicles/su-37-flanker-f-custom-weapons-add-on>  
<https://www.gta5-mods.com/vehicles/su-33-flanker-d-j-15-feisha-custom-weapons-add-on>  
<https://www.gta5-mods.com/vehicles/su-35s-flanker-e-custom-weapons-add-on>  
<https://www.gta5-mods.com/vehicles/mcdonnell-douglas-av-8b-harrier-ii>  
<https://www.gta5-mods.com/vehicles/hongyi-team-j-31-gryfalcon-add-on-replace>  
<https://www.gta5-mods.com/vehicles/hongyi-team-j20-weilong-fighter-v1-0>  
<https://www.gta5-mods.com/vehicles/j-10s-strike-dual-seat>  
<https://www.gta5-mods.com/vehicles/j-15a-flying-shark-add-on-replace>  
<https://www.gta5-mods.com/vehicles/saab-jas-39-gripen-ng-fab>

<https://www.gta5-mods.com/vehicles/f-35b-lightning-ii-vtol>  
<https://www.gta5-mods.com/vehicles/f-15j-eagle-japan-air-self-defense-force-add-on-replace>  
<https://www.gta5-mods.com/vehicles/kc-130j-super-hercules-tanker-add-on>  
<https://www.gta5-mods.com/vehicles/kc-135r-stratotanker-enterable-interior-add-on>  
<https://www.gta5-mods.com/vehicles/embraer-kc-390-add-on>  
<https://www.gta5-mods.com/vehicles/mig-31bm-foxhound-add-on>  
<https://www.gta5-mods.com/vehicles/mig-35-d>  
<https://www.gta5-mods.com/vehicles/ea-18g-growler-electronic-warfare-jet-add-on>  
<https://www.gta5-mods.com/vehicles/b-2a-spirit-stealth-bomber>  
<https://www.gta5-mods.com/vehicles/yf-12a-interceptor-working-weapons>  
<https://www.gta5-mods.com/vehicles/sukhoi-su-15>  
<https://www.gta5-mods.com/vehicles/su-24m>  
<https://www.gta5-mods.com/vehicles/sukhoi-su-30-russian-hq-add-on-replace-foxtrotdelta>  
<https://www.gta5-mods.com/vehicles/sukhoi-t-50-pak-fa>  
<https://www.gta5-mods.com/vehicles/tu-22m3-backfire-c-add-on>  
<https://www.gta5-mods.com/vehicles/yf-22-lightning-ii-add-on>  
<https://www.gta5-mods.com/vehicles/yf-23-black-widow-ii-add-on>  
<https://www.gta5-mods.com/vehicles/lockheed-martin-f-35a-lightning-ii-addon>  
<https://www.gta5-mods.com/vehicles/su-25-add-on-replace>  
<https://www.gta5-mods.com/vehicles/tornado-gr4-addon-v1-0>  
<https://www.gta5-mods.com/vehicles/boeing-b-47e-stratojet-add-on>  
<https://www.gta5-mods.com/vehicles/lockheed-martin-f-35a-lightning-ii-addon>  
<https://www.gta5-mods.com/vehicles/su-34-fullback-add-on-custom-weapons>  
<https://www.gta5-mods.com/vehicles/mig-21-j-7-f-7-pack-add-on-replace>  
<https://www.gta5-mods.com/vehicles/ac-130u-spooky-ii-gunship-add-on-working-cannons>  
<https://www.gta5-mods.com/vehicles/mc-27j-gunship-hq-add-on>  
<https://www.gta5-mods.com/vehicles/predator-mq-1-drone-add-on>  
<https://www.gta5-mods.com/vehicles/wing-loong-uav-ucav-add-on>  
<https://www.gta5-mods.com/vehicles/mq-9-reaper-uav>  
<https://www.gta5-mods.com/vehicles/c-130h-hercules>  
<https://www.gta5-mods.com/vehicles/f18f-super-hornet-addon>  
<https://www.gta5-mods.com/vehicles/dassault-rafale-m-add-on>  
<https://www.gta5-mods.com/vehicles/saf-saab-gripen-39-8-addon>  
<https://www.gta5-mods.com/vehicles/f-a-18c-hornet-add-on-replace>  
<https://www.gta5-mods.com/vehicles/g-91-fighter-bomber>  
<https://www.gta5-mods.com/vehicles/f-15c-eagle-add-on>  
<https://www.gta5-mods.com/vehicles/embraer-a-29b-super-tucano-add-on-panico-total-canal-embraer-gta>  
<https://www.gta5-mods.com/vehicles/lockheed-martin-f-35c-lightning-ii-add-on>  
<https://www.gta5-mods.com/vehicles/f-35b-lightning-ii-add-on-custon-weapons>  
<https://www.gta5-mods.com/vehicles/f-35c-navy-beast-mode-add-on-custom-weapons-3d-missiles>  
<https://www.gta5-mods.com/vehicles/a-10c-thunderbolt-ii-add-on-custom-weapons>  
<https://www.gta5-mods.com/vehicles/fa38-stovl-black-ops-ii-add-on>  
<https://www.gta5-mods.com/vehicles/f-15-s-mtd-add-on-custom-weapons>  
<https://www.gta5-mods.com/vehicles/f14tomcat-add-on>  
<https://www.gta5-mods.com/vehicles/f-104c-starfighter-add-on>  
<https://www.gta5-mods.com/vehicles/dassault-rafale-b-add-on>  
<https://www.gta5-mods.com/vehicles/f-15i-ra-am>  
<https://www.gta5-mods.com/vehicles/a-7d-corsair-ii>  
<https://www.gta5-mods.com/vehicles/su-30sm-flanker-h-add-on>  
<https://www.gta5-mods.com/vehicles/mig-29a-fulcrum-add-on>

<https://www.gta5-mods.com/vehicles/f-35c-lightning-ii-add-on>  
<https://www.gta5-mods.com/vehicles/sukhoi-su-75-checkmate-add-on>  
<https://www.gta5-mods.com/vehicles/f-16c-fighting-falcon-add-on-skylinegtrfreak>  
<https://www.gta5-mods.com/vehicles/f-22-raptor-redux-add-on-tuning>  
<https://www.gta5-mods.com/vehicles/yak-130-lao-people-s-liberation-army-air-force-addon-v2-0>  
<https://www.gta5-mods.com/vehicles/mikoyan-gurevich-mig-15-add-on-replace>  
<https://www.gta5-mods.com/vehicles/tu-95ms-bear>  
<https://www.gta5-mods.com/vehicles/f4u-corsair>  
<https://www.gta5-mods.com/vehicles/supermarine-spitfire-mk-iib>  
<https://www.gta5-mods.com/vehicles/north-american-sabre-f-86f-usa-pack-add-on-foxtrotdelta>  
<https://www.gta5-mods.com/vehicles/messerschmitt-bf-109-e-3-add-on>  
<https://www.gta5-mods.com/vehicles/ju-87d-stuka-ju-87g2-kanonenvogel>  
<https://www.gta5-mods.com/vehicles/heinkel-he-111-h-16-working-bombs-add-on>  
<https://www.gta5-mods.com/vehicles/messerschmitt-me-262-a-1a-world-s-first-jet-fighter-add-on>  
<https://www.gta5-mods.com/vehicles/mitsubishi-a6m5-zero-attack-on-pearl-harbor-add-on>  
<https://www.gta5-mods.com/vehicles/boeing-bird-of-prey-add-on>  
<https://www.gta5-mods.com/vehicles/a-10-warthog-thunderbolt-usa-airforce-addon-fivem>  
<https://www.gta5-mods.com/vehicles/f-a-18-super-hornet-addon-fivem>  
<https://www.gta5-mods.com/vehicles/mig-23m-flogger>  
<https://www.gta5-mods.com/vehicles/mig-1-44-flatpack-add-on>  
<https://www.gta5-mods.com/vehicles/mitsubishi-f-2a-viper-zero-add-on>  
<https://www.gta5-mods.com/vehicles/f-b-22-strike-raptor>  
<https://www.gta5-mods.com/vehicles/antonov-an-225-mriya-largest-plane-in-the-world>  
<https://www.gta5-mods.com/vehicles/kawasaki-c-2-add-on>  
<https://www.gta5-mods.com/vehicles/bae-systems-hawk-t1-add-on-fivem>  
<https://www.gta5-mods.com/vehicles/boeing-rc-135w-rivet-joint-add-on>  
<https://www.gta5-mods.com/vehicles/xian-h-6k-add-on>  
<https://www.gta5-mods.com/vehicles/bayraktar-tb-2-ucav-add-on>  
<https://www.gta5-mods.com/vehicles/a-12a-avenger-ii-navy-stealth-bomber>  
<https://www.gta5-mods.com/vehicles/lockheed-darkstar-from-top-gun-maverick-add-on>  
<https://pt.gta5-mods.com/vehicles/saab-gripen-e-add-on>  
<https://www.gta5-mods.com/vehicles/f-a-18f-super-hornet-add-on>  
<https://www.gta5-mods.com/vehicles/f-14a-tomcat-add-on-top-gun>  
<https://www.gta5-mods.com/vehicles/f-a-18e-super-hornet-add-on-top-gun-maverick>  
<https://www.gta5-mods.com/vehicles/northrop-natf-23-add-on>  
[https://www.gta5-mods.com/vehicles/mirage-5-add-on-fuerza-aerea-de-chile-nachiprogames\\_ok](https://www.gta5-mods.com/vehicles/mirage-5-add-on-fuerza-aerea-de-chile-nachiprogames_ok)  
<https://www.gta5-mods.com/vehicles/saab-gripen-ng-or-super-jas-e-add-on>  
<https://www.gta5-mods.com/vehicles/dassault-mirage-2000-5-add-on>  
<https://www.gta5-mods.com/vehicles/eurofighter-typhoon-add-on>  
<https://www.gta5-mods.com/vehicles/fab-gripen-f-39-addon-panico-total-canal-embraer-gta>  
<https://www.gta5-mods.com/vehicles/gripen-fab-39e-air-air-add-on>  
<https://www.gta5-mods.com/vehicles/rq-4-global-hawk>  
<https://www.gta5-mods.com/vehicles/f-15-silent-eagle-add-on>  
<https://www.gta5-mods.com/vehicles/boeing-e-3-sentry-add-on>  
<https://www.gta5-mods.com/vehicles/su-27-flanker-ukraine-add-on>  
<https://www.gta5-mods.com/vehicles/su-27-flanker-add-on>  
<https://www.gta5-mods.com/vehicles/f-15j-eagle-japan-air-self-defense-force-add-on>  
<https://www.gta5-mods.com/vehicles/mq-4c-triton-usa-australia-add-on>  
<https://www.gta5-mods.com/vehicles/f-ck-1-ching-kuo-taiwan-add-on>  
<https://www.gta5-mods.com/vehicles/f-15c-eagle-add-on-skylinegtrfreak>



<https://www.gta5-mods.com/vehicles/kai-kf-21-boramae-add-on>  
<https://www.gta5-mods.com/vehicles/tu-141-strizh-drone-add-on>  
<https://www.gta5-mods.com/vehicles/b-21-raider-add-on>

## Helicopters

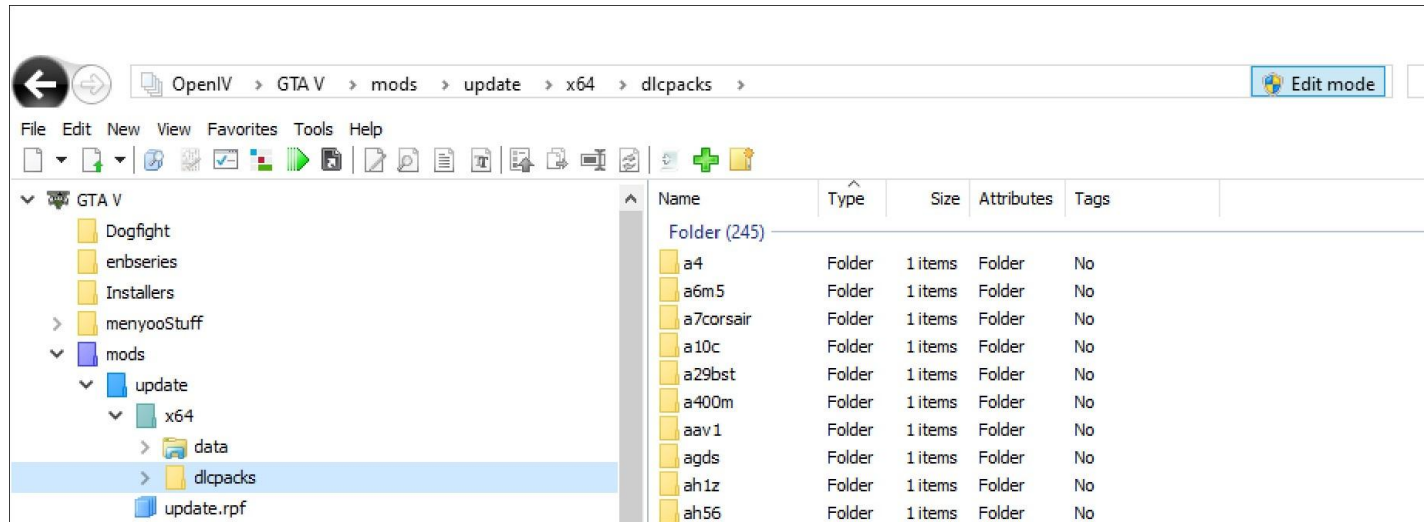
<https://libertycity.net/files/gta-5/110245-mil-mi-24-hind-add-on-2.2.html>  
<https://libertycity.net/files/gta-5/103584-rah-66-comanche-stealth-attack.html>  
<https://libertycity.net/files/gta-5/115815-mh-60r-seahawk-armed-and-unarmed.html>  
<https://www.gta5-mods.com/vehicles/mh-x-ghosthawk-armed-and-unarmed-add-on>  
<https://www.gta5-mods.com/vehicles/mil-mi-26-halo-largest-mass-produced-heli-add-on>  
<https://www.gta5-mods.com/vehicles/mi-28n-add-on>  
<https://www.gta5-mods.com/vehicles/mh-53j-pave-low-iii-add-on-19-seats>  
<https://www.gta5-mods.com/vehicles/caic-z-10-add-on-v2-0-panico-total-canal-embraer-gta>  
<https://www.gta5-mods.com/vehicles/ah-64d-longbow-apache>  
[https://www.gta5-mods.com/vehicles/add-on-improved-fantazer\\_rnd-s-ka-52-alligator](https://www.gta5-mods.com/vehicles/add-on-improved-fantazer_rnd-s-ka-52-alligator)  
<https://www.gta5-mods.com/vehicles/ah-1z-viper-add-on>  
<https://www.gta5-mods.com/vehicles/usmc-mv-22b-8-liveries-w-illuminated-rotors>  
<https://www.gta5-mods.com/vehicles/sikorsky-ch-53e-add-on>  
<https://www.gta5-mods.com/vehicles/hh-60g-pave-hawk>  
<https://www.gta5-mods.com/vehicles/mh-47g-chinook>  
<https://www.gta5-mods.com/vehicles/nh90-german-transport-helicopter-add-on-custom-seat-layout>  
<https://www.gta5-mods.com/vehicles/custom-helicopters-pack-add-on>  
<https://www.gta5-mods.com/vehicles/ka-50-black-shark>  
<https://www.gta5-mods.com/vehicles/eurocopter-tiger-uht-add-on>  
<https://www.gta5-mods.com/vehicles/ah-56a-cheyenne-add-on>  
<https://www.gta5-mods.com/vehicles/mh-60l-black-hawk-battle-of-mogadishu-add-on-lods-skylinegtrfreak>  
<https://www.gta5-mods.com/vehicles/mi-24p-hind>  
<https://www.gta5-mods.com/vehicles/bell-360-invictus-add-on>  
<https://www.gta5-mods.com/vehicles/mi-17-v5-hip-add-on>  
<https://www.gta5-mods.com/vehicles/mh-47g-chinook>  
<https://www.gta5-mods.com/vehicles/sb-1-defiant-add-on>  
<https://www.gta5-mods.com/vehicles/ah-64e-apache-guardian-add-on-lods>  
<https://www.gta5-mods.com/vehicles/ka-52-hokum-b-add-on>  
<https://www.gta5-mods.com/vehicles/ah-6m-little-bird-add-on>

## Ships

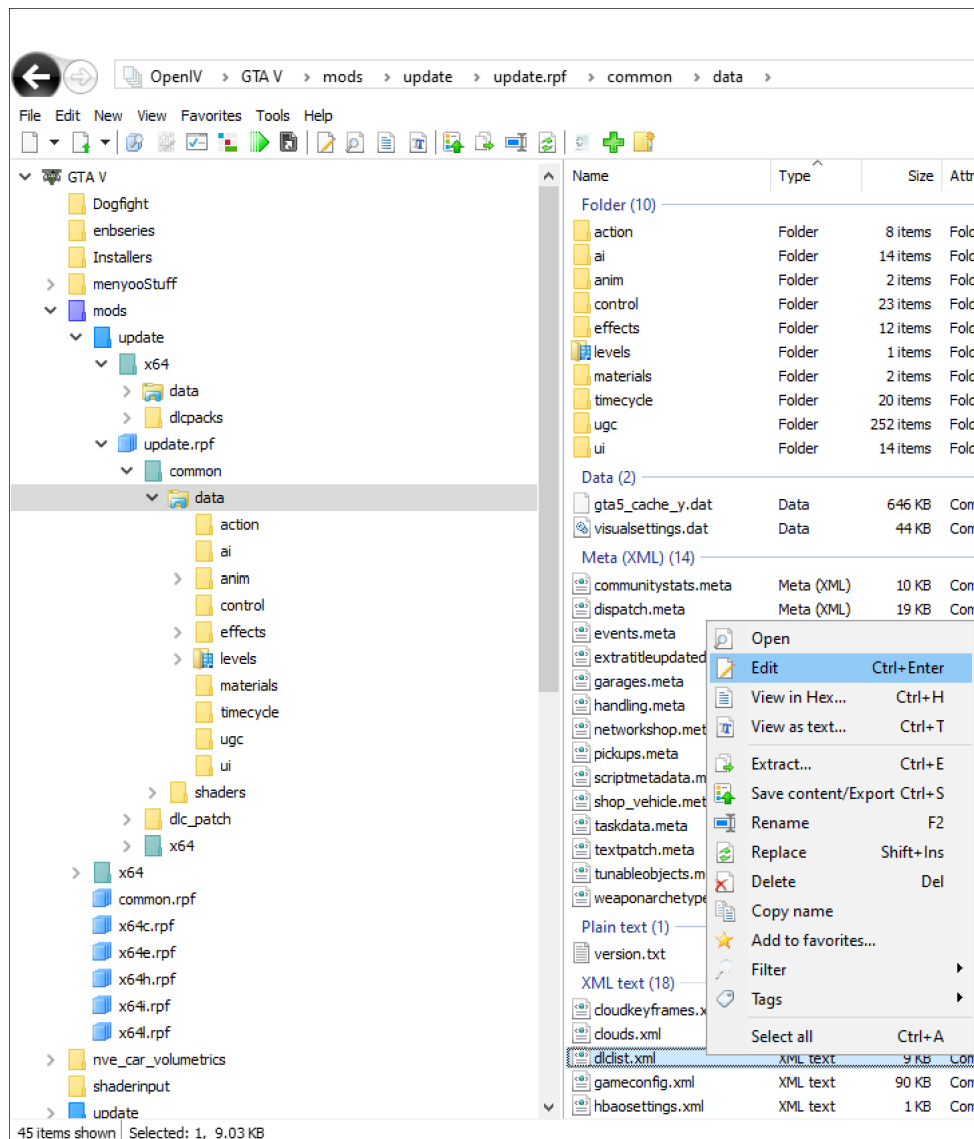
<https://www.gtainside.com/en/gta5/boats/117217-doomsday-submersible-drivable-v1-2-addon/>  
<https://libertycity.ru/files/gta-5/116441-npaoc-amazonas-p-120-add-on-v2.html>  
<https://www.gta5-mods.com/vehicles/ddg-151-nathan-james-add-on-interior-custom-layout>  
<https://www.gta5-mods.com/vehicles/udaloy-class-destroyer-add-on>  
<https://www.gta5-mods.com/vehicles/us-navy-fleet-surface-vessels-add-on>  
<https://www.gta5-mods.com/vehicles/us-navy-lcac-hovercraft>  
<https://www.gta5-mods.com/vehicles/cb-90-h-army-brazilian-add-on>  
<https://www.gta5-mods.com/vehicles/npa-gurupi-p-47>

# INSTALLATION OF THE OPTIONAL MODELS

1. Download the archive from one of the three locations: [mega.nz](https://mega.nz), [mediafire.com](https://mediafire.com), or [drive.google.com](https://drive.google.com)
2. Extract the contents of dlcpacks.7z using <https://www.7-zip.org/>.
3. Open OpenIV in the Grand Theft Auto V\mods\update\x64\dlcpacks folder, set OpenIV in the edit mode, and drag & drop and copy the downloaded dlcpacks contents.



4. Open Grand Theft Auto V\mods\update\update.rpf\common\data in OpenIV and Edit the dlclist.xml file.



5. Copy and paste the below XML into the file and save it:

```
<Item>dlcpacks:/agds/</Item>
<Item>dlcpacks:/armored/</Item>
<Item>dlcpacks:/b1b/</Item>
<Item>dlcpacks:/berkut/</Item>
<Item>dlcpacks:/bmp2/</Item>
<Item>dlcpacks:/btr80/</Item>
<Item>dlcpacks:/caf/</Item>
<Item>dlcpacks:/ddg151/</Item>
<Item>dlcpacks:/f4/</Item>
<Item>dlcpacks:/f5adv/</Item>
<Item>dlcpacks:/f14/</Item>
<Item>dlcpacks:/f16xl/</Item>
<Item>dlcpacks:/f22a/</Item>
<Item>dlcpacks:/f117a/</Item>
<Item>dlcpacks:/flankerf/</Item>
<Item>dlcpacks:/ghosthawks/</Item>
<Item>dlcpacks:/harrier2/</Item>
<Item>dlcpacks:/hongyiteam/</Item>
<Item>dlcpacks:/j10s/</Item>
<Item>dlcpacks:/j15a/</Item>
<Item>dlcpacks:/jas39/</Item>
<Item>dlcpacks:/jasdf/</Item>
<Item>dlcpacks:/kc390/</Item>
<Item>dlcpacks:/mi26/</Item>
<Item>dlcpacks:/mi28/</Item>
<Item>dlcpacks:/mi28n/</Item>
<Item>dlcpacks:/mig29/</Item>
<Item>dlcpacks:/mig31/</Item>
<Item>dlcpacks:/mig35d/</Item>
<Item>dlcpacks:/navy/</Item>
<Item>dlcpacks:/navyworld/</Item>
<Item>dlcpacks:/pumaifv/</Item>
<Item>dlcpacks:/rah66/</Item>
<Item>dlcpacks:/spirit/</Item>
<Item>dlcpacks:/sr71/</Item>
<Item>dlcpacks:/su15t/</Item>
<Item>dlcpacks:/su24m/</Item>
<Item>dlcpacks:/su30/</Item>
<Item>dlcpacks:/su33/</Item>
<Item>dlcpacks:/su57/</Item>
<Item>dlcpacks:/subdom/</Item>
<Item>dlcpacks:/tu22m3/</Item>
<Item>dlcpacks:/typhoon/</Item>
<Item>dlcpacks:/udaloy/</Item>
<Item>dlcpacks:/usaf/</Item>
<Item>dlcpacks:/yf22/</Item>
<Item>dlcpacks:/yf23/</Item>
<Item>dlcpacks:/pavelow/</Item>
```

<Item>dlcpacks:/usnavyfleet/</Item>  
<Item>dlcpacks:/su34gtr/</Item>  
<Item>dlcpacks:/f15e/</Item>  
<Item>dlcpacks:/b52h/</Item>  
<Item>dlcpacks:/b47e/</Item>  
<Item>dlcpacks:/mig21/</Item>  
<Item>dlcpacks:/caicz10/</Item>  
<Item>dlcpacks:/ah64d/</Item>  
<Item>dlcpacks:/e767/</Item>  
<Item>dlcpacks:/tu160/</Item>  
<Item>dlcpacks:/f35a/</Item>  
<Item>dlcpacks:/su25/</Item>  
<Item>dlcpacks:/ka52/</Item>  
<Item>dlcpacks:/c5m/</Item>  
<Item>dlcpacks:/ah1z/</Item>  
<Item>dlcpacks:/tonado/</Item>  
<Item>dlcpacks:/mi24/</Item>  
<Item>dlcpacks:/mv22b/</Item>  
<Item>dlcpacks:/amx/</Item>  
<Item>dlcpacks:/btr90/</Item>  
<Item>dlcpacks:/marder2/</Item>  
<Item>dlcpacks:/dingo/</Item>  
<Item>dlcpacks:/su35s/</Item>  
<Item>dlcpacks:/f16c/</Item>  
<Item>dlcpacks:/aav1/</Item>  
<Item>dlcpacks:/ozorio/</Item>  
<Item>dlcpacks:/grad/</Item>  
<Item>dlcpacks:/m142/</Item>  
<Item>dlcpacks:/t84bm/</Item>  
<Item>dlcpacks:/mc27/</Item>  
<Item>dlcpacks:/type74/</Item>  
<Item>dlcpacks:/gaz/</Item>  
<Item>dlcpacks:/rusarmy/</Item>  
<Item>dlcpacks:/zhuk/</Item>  
<Item>dlcpacks:/medved/</Item>  
<Item>dlcpacks:/boxergtk/</Item>  
<Item>dlcpacks:/cb90h/</Item>  
<Item>dlcpacks:/type10/</Item>  
<Item>dlcpacks:/spooky/</Item>  
<Item>dlcpacks:/mq1/</Item>  
<Item>dlcpacks:/wl1/</Item>  
<Item>dlcpacks:/mq9/</Item>  
<Item>dlcpacks:/stallion/</Item>  
<Item>dlcpacks:/pavehawk/</Item>  
<Item>dlcpacks:/kch53/</Item>  
<Item>dlcpacks:/nh90/</Item>  
<Item>dlcpacks:/safg39/</Item>  
<Item>dlcpacks:/rafale/</Item>  
<Item>dlcpacks:/fa18f/</Item>  
<Item>dlcpacks:/hornet/</Item>

<Item>dlcpacks:/eagle/</Item>  
<Item>dlcpacks:/g91/</Item>  
<Item>dlcpacks:/a29bst/</Item>  
<Item>dlcpacks:/helicopters/</Item>  
<Item>dlcpacks:/skymastera/</Item>  
<Item>dlcpacks:/mirage2000/</Item>  
<Item>dlcpacks:/grumman/</Item>  
<Item>dlcpacks:/a4/</Item>  
<Item>dlcpacks:/xavante/</Item>  
<Item>dlcpacks:/at37df/</Item>  
<Item>dlcpacks:/f14d2/</Item>  
<Item>dlcpacks:/an32/</Item>  
<Item>dlcpacks:/tiger/</Item>  
<Item>dlcpacks:/f35c/</Item>  
<Item>dlcpacks:/s97raider/</Item>  
<Item>dlcpacks:/cayotweaks/</Item>  
<Item>dlcpacks:/f35bl2/</Item>  
<Item>dlcpacks:/stryker/</Item>  
<Item>dlcpacks:/f35cbm/</Item>  
<Item>dlcpacks:/p8a/</Item>  
<Item>dlcpacks:/squaddieclassic/</Item>  
<Item>dlcpacks:/a10c/</Item>  
<Item>dlcpacks:/fa38/</Item>  
<Item>dlcpacks:/f15smtd/</Item>  
<Item>dlcpacks:/f14tomcat/</Item>  
<Item>dlcpacks:/gurupi/</Item>  
<Item>dlcpacks:/f104c/</Item>  
<Item>dlcpacks:/rafaleb/</Item>  
<Item>dlcpacks:/f15i/</Item>  
<Item>dlcpacks:/p1/</Item>  
<Item>dlcpacks:/tu144d/</Item>  
<Item>dlcpacks:/a7corsair/</Item>  
<Item>dlcpacks:/ah56/</Item>  
<Item>dlcpacks:/a400m/</Item>  
<Item>dlcpacks:/ah56a/</Item>  
<Item>dlcpacks:/MBT2000BD/</Item>  
<Item>dlcpacks:/mh60l/</Item>  
<Item>dlcpacks:/matv2/</Item>  
<Item>dlcpacks:/m1a2c/</Item>  
<Item>dlcpacks:/mi24p/</Item>  
<Item>dlcpacks:/f16agrs/</Item>  
<Item>dlcpacks:/su30sm/</Item>  
<Item>dlcpacks:/tos1/</Item>  
<Item>dlcpacks:/mig29a/</Item>  
<Item>dlcpacks:/buffalos/</Item>  
<Item>dlcpacks:/ratel/</Item>  
<Item>dlcpacks:/walid/</Item>  
<Item>dlcpacks:/type64/</Item>  
<Item>dlcpacks:/forda/</Item>  
<Item>dlcpacks:/su75/</Item>

<Item>dlcpacks:/zbd/</Item>  
<Item>dlcpacks:/erc90/</Item>  
<Item>dlcpacks:/yak130/</Item>  
<Item>dlcpacks:/tu95/</Item>  
<Item>dlcpacks:/mig15/</Item>  
<Item>dlcpacks:/f4uc/</Item>  
<Item>dlcpacks:/spitfire/</Item>  
<Item>dlcpacks:/f86usa/</Item>  
<Item>dlcpacks:/bf109e3/</Item>  
<Item>dlcpacks:/stukag2/</Item>  
<Item>dlcpacks:/he111/</Item>  
<Item>dlcpacks:/me262/</Item>  
<Item>dlcpacks:/a6m5/</Item>  
<Item>dlcpacks:/vcr6/</Item>  
<Item>dlcpacks:/boeingboprey/</Item>  
<Item>dlcpacks:/warthog/</Item>  
<Item>dlcpacks:/f18hornet/</Item>  
<Item>dlcpacks:/mig23/</Item>  
<Item>dlcpacks:/mig144/</Item>  
<Item>dlcpacks:/f2a/</Item>  
<Item>dlcpacks:/fb22/</Item>  
<Item>dlcpacks:/an225/</Item>  
<Item>dlcpacks:/hawkt1/</Item>  
<Item>dlcpacks:/rc135w/</Item>  
<Item>dlcpacks:/kawac2/</Item>  
<Item>dlcpacks:/h6k/</Item>  
<Item>dlcpacks:/bell360/</Item>



```
210 <Item>dlpacks:/matv2/</Item>
- <Item>dlpacks:/mia2e/</Item>
- <Item>dlpacks:/mi24p/</Item>
- <Item>dlpacks:/f16agrs/</Item>
- <Item>dlpacks:/su30am/</Item>
- <Item>dlpacks:/tos1/</Item>
- <Item>dlpacks:/mig29a/</Item>
- <Item>dlpacks:/buffalos/</Item>
- <Item>dlpacks:/ratel/</Item>
- <Item>dlpacks:/wallid/</Item>
220 <Item>dlpacks:/type64/</Item>
- <Item>dlpacks:/forda/</Item>
- <Item>dlpacks:/su75/</Item>
- <Item>dlpacks:/zbd/</Item>
- <Item>dlpacks:/erc90/</Item>
- <Item>dlpacks:/yak130/</Item>
- <Item>dlpacks:/tu95/</Item>
- <Item>dlpacks:/mig15/</Item>
- <Item>dlpacks:/f4uc/</Item>
- <Item>dlpacks:/spitfire/</Item>
- <Item>dlpacks:/f96usa/</Item>
230 <Item>dlpacks:/bf109e3/</Item>
- <Item>dlpacks:/stuka2/</Item>
- <Item>dlpacks:/hell1/</Item>
- <Item>dlpacks:/me262/</Item>
- <Item>dlpacks:/a6e5/</Item>
- <Item>dlpacks:/vcz6/</Item>
- <Item>dlpacks:/boeingboprey/</Item>
- <Item>dlpacks:/warthog/</Item>
- <Item>dlpacks:/f18hornet/</Item>
240 <Item>dlpacks:/mig23/</Item>
- <Item>dlpacks:/mig144/</Item>
- <Item>dlpacks:/f2a/</Item>
- <Item>dlpacks:/f22/</Item>
- <Item>dlpacks:/an225/</Item>
- <Item>dlpacks:/hawkt1/</Item>
- <Item>dlpacks:/rc135w/</Item>
- <Item>dlpacks:/kawac2/</Item>
- <Item>dlpacks:/h6k/</Item>
- <Item>dlpacks:/mil7v5/</Item>
250 <Item>dlpacks:/1176/</Item>
- <Item>dlpacks:/NVE_carcols/</Item>
- <Item>dlpacks:/NVE_lights/</Item>
- <Item>dlpacks:/NVE_lapd/</Item>
- <Item>dlpacks:/NVE_models/</Item>
- <Item>dlpacks:/NVE_props/</Item>
- <Item>dlpacks:/NVE_vegetation/</Item>
- <Item>dlpacks:/NVE/</Item>
- <Item>dlpacks:/airdefenses/</Item>
- <Item>dlpacks:/carrierdf/</Item>
260 <Item>dlpacks:/kol35r/</Item>
- <Item>dlpacks:/lcaac/</Item>
- <Item>dlpacks:/buffalos/</Item>
- </Paths>
</SMandatoryPacksData>
```



Save



Cancel

# Privacy Policy

## 1. What data do I collect? I use Google Analytics to collect this data:

```
{
  "client_id": "2517126699",
  "user_id": "64392835",
  "timestamp_micros": "1649192624192000",
  "non_personalized_ads": true,
  "events": [
    {
      "name": "mission_complete",
      "params": {
        "items": [],
        "username": "rechkunov",
        "country_code": "US",
        "locale": "en-US",
        "screen": "3840x2160",
        "fps": 40,
        "path": "D:\\Game\\SteamLibrary\\steamapps\\common\\Grand Theft Auto V\\Dogfight.asi",
        "version": "19.1.0",
        "vendor": "steam",
        "game": 71,
        "companion": true,
        "decorations": true,
        "passengers": true,
        "clear_streets": true,
        "awacs": false,
        "highscore": false,
        "paratroopers": false,
        "type": "Jet",
        "model": "F-2A Viper Zero",
        "ally_jet_model": "F-2A Viper Zero",
        "ally_heli_model": "Bell 360 Invictus",
        "ally_tank_model": "Type 18 MBT",
        "ally_boat_model": "Kurtz 31 Patrol Boat",
        "ally_cargo_model": "Kawasaki C-2",
        "enemy_jet_model": "Shenyang J-15A",
        "enemy_heli_model": "CAIC Z-10",
        "enemy_tank_model": "Type 99",
        "enemy_boat_model": "Zubr-class LCAC",
        "mission": "Destroy Defense",
        "mission_time": 66,
        "mission_score": 0,
        "mission_time_bonus": 23000,
        "mission_kill_count": 4,
        "time": 0,
        "jets_killed": 0,
        "hells_killed": 0,
        "boats_killed": 0,
        "tanks_killed": 0,
        "peds_killed": 0,
        "jet_enemies": 0,
        "jet_allies": 1,
        "heli_enemies": 0,
        "heli_allies": 0,
        "boat_enemies": 1,
        "ships": 6
      }
    }
  ]
}
```

2. How do I collect your data? I collect the data automatically only while you are playing the mod.  
Start the mod. Spawn. Board LCAC. Drive Carrier. Start the mission. Complete the mission. Stop the mod.
3. How will I use your data? I will use your data to understand how you play the mod and how to improve it.
4. How do I store your data? I securely store your data in Google Analytics Cloud.  
I will keep your data for one year. Once this period expires, I will delete your data using a Google Analytics data deletion request.
5. What are your data protection rights? I want to ensure you are fully aware of your data protection rights.  
Every user is entitled to the following:
  - a. The right to access – You can request copies of your data. I may charge you a small fee for this service.
  - b. The right to rectification – You can request to correct any information you believe is inaccurate. You also have the right to request to complete the information you think is incomplete.
  - c. The right to erasure – You can request to erase your data under certain conditions.
  - d. The right to restrict processing – You have the right to request to restrict the processing of your data under certain conditions.
  - e. The right to object to processing – You have the right to object to processing your personal data under certain conditions.
  - f. The right to data portability – You can request that Our Company transfer the data we have collected to another organization, or directly to you, under certain conditions.
6. If you make a request, I have one month to respond. If you would like to exercise any of these rights, please contact me at my email address [dogfight.rechkunov@gmail.com](mailto:dogfight.rechkunov@gmail.com)