

Company Hub And Management Apps

LSOL has two core management surfaces:

- F7 for the Mod Control menu
- F8 for the Company Hub tablet

If you keep that split in mind, the interface becomes much easier to navigate.

Use F7 For Global Management

F7 is where you handle systems that sit outside the world markers.

That usually includes:

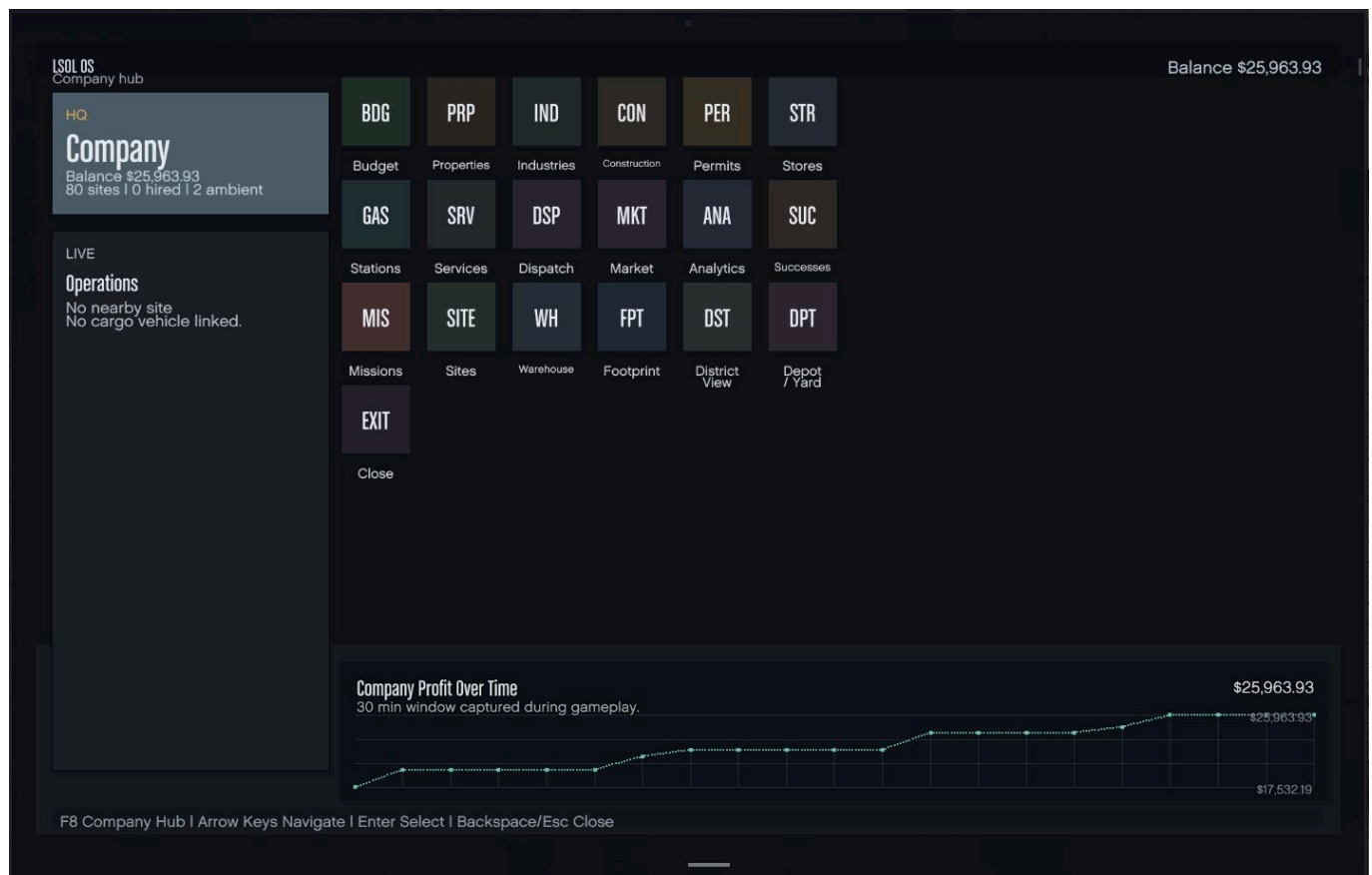
- Saving Options
- difficulty settings
- general mod options

If you want to create, load, delete, or manually save a profile, start here.

Use F8 For Company Intelligence

F8 opens the Company Hub from anywhere.

This is the best place to review the current state of the company without driving across the map just to check one number.



Core Company Hub Pages

The Company Hub currently exposes these major surfaces:

- overview or home-style summary tiles
- Industries
- Stores
- Gas Stations
- Warehouses
- Dispatch
- Budget
- Analytics
- Successes
- Route Planner
- Company Map

What Each Page Is Good For

Overview

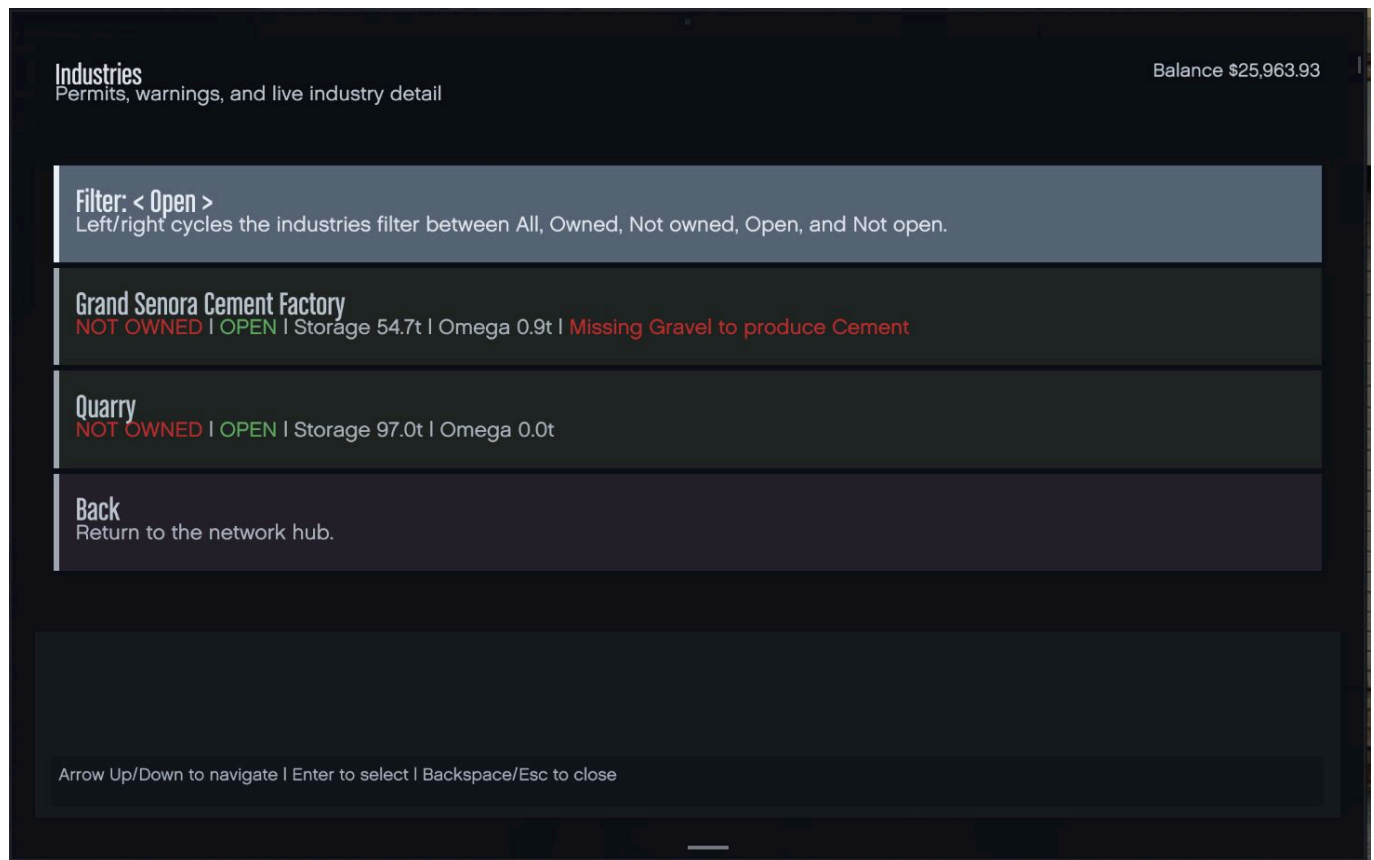
Use it for a quick company snapshot such as balance, fleet posture, property count, and general activity.

Industries, Stores, Gas Stations, And Warehouses

Use these network pages to inspect tracked locations across the region.

They are the fastest way to answer questions like:

- which sites are healthy
- which sinks are undersupplied
- where storage risk is building
- which locations are worth visiting next



Dispatch

Dispatch is the network-control layer for side contracts and ambient freight support.

Use it to:

- browse permit-free Quick Jobs and Freight Market contracts
- review accepted side contracts

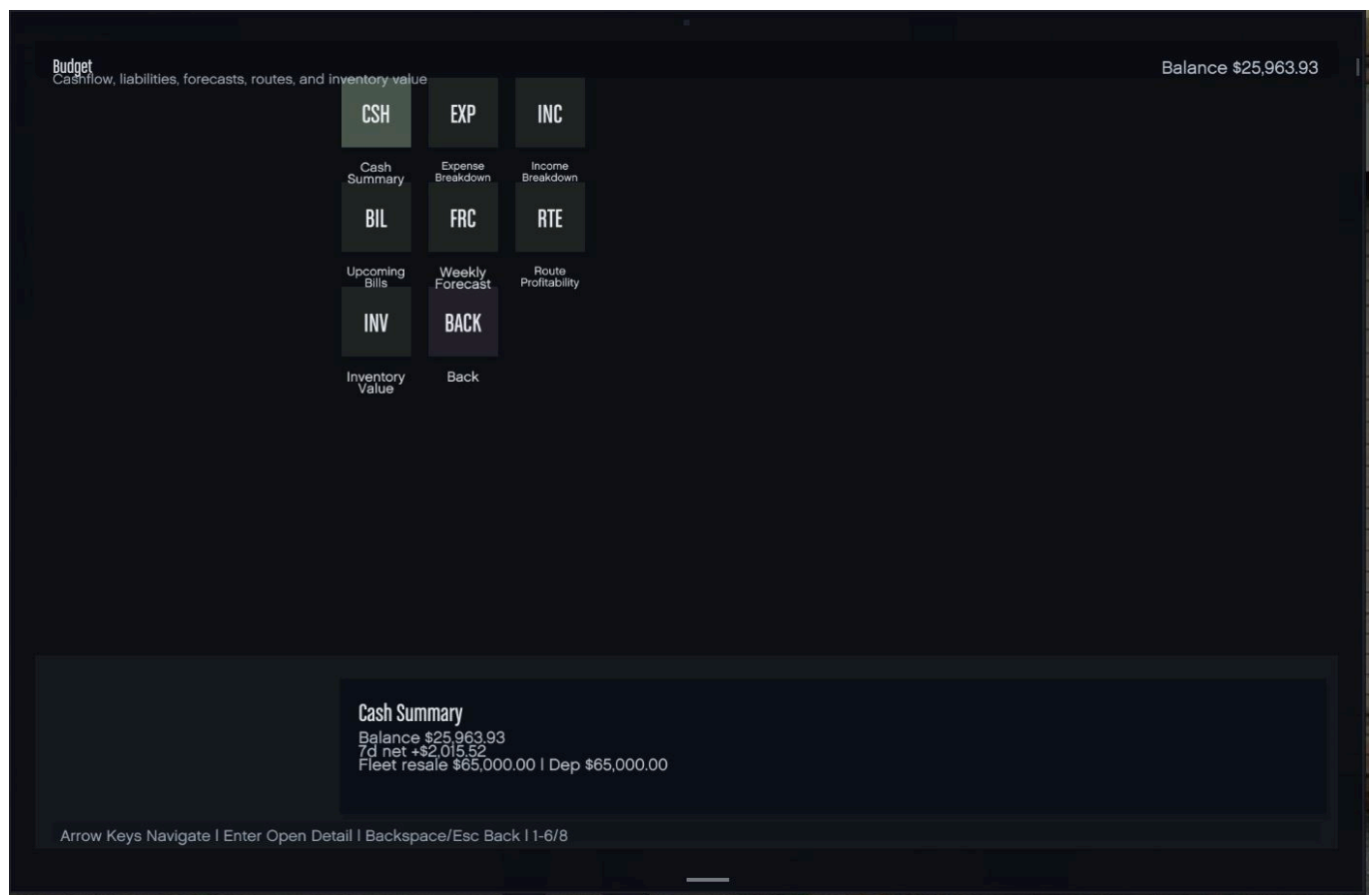
- open the **World Dispatch** page
- bias ambient freight by policy, commodity, or district
- toggle premium dispatch
- inspect the **Dispatch Diagnostics** feed when ambient activity looks wrong or too quiet

Budget

Budget is where LSOL's late-game economic pressure becomes readable.

It shows things like:

- weekly net position
- upcoming bills
- corporate overhead
- fleet maintenance pressure
- route profitability views
- inventory and warehouse-loss exposure

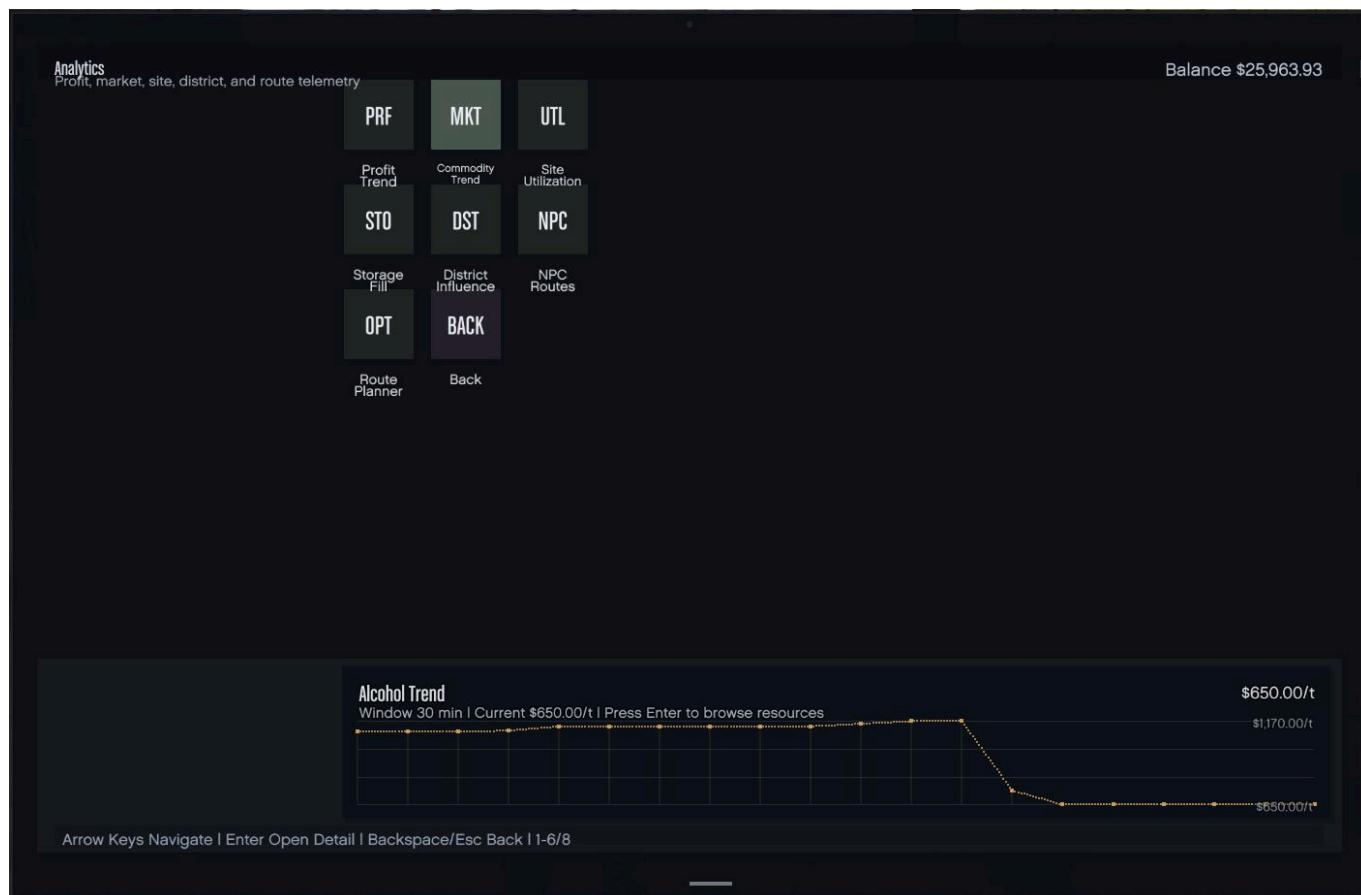


Analytics

Analytics is for trends and comparisons rather than immediate action.

Use it to inspect:

- market movement
- commodity history
- route performance
- district pressure and competition visibility
- longer-running business patterns



Successes

Successes tracks milestone progress and your late-game identity layer. It becomes more important once doctrine, prestige, and HQ development enter the save.

Route Planner And Company Map

These two pages deserve their own guide because they work together closely.

Read [COMPANY_MAP_AND_ROUTE_PLANNER](#) for the details.

Read Next

- [COMPANY_MAP_AND_ROUTE_PLANNER](#)
- [SUCCESSSES_PRESTIGE_AND_DOCTRINE](#)
- [SAVES_AND_PROFILES](#)